


# PowerTech™ E

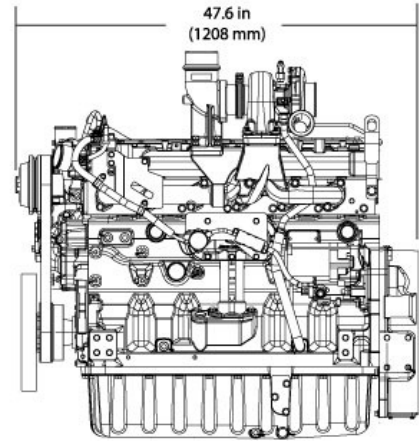
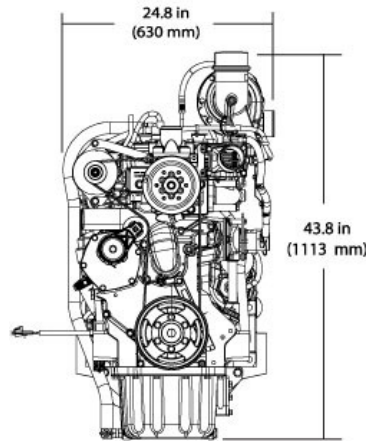
## 6090H Diesel Engine

Generator Drive Engine Specifications



6090H shown

### Dimensions



### Certifications

CARB  
EPA Tier 3  
EU Stage III A

### General data

Model	6090HF484	Aspiration	Turbocharged and air-to-air aftercooled
Number of cylinders	6	Length - mm (in)	1208 (47.6)
Displacement - L (cu in)	9 (549)	Width - mm (in)	630 (24.8)
Bore and Stroke-- mm (in)	118.4 x 136.0 (4.66 x 5.35)	Height-- mm (in)	1113 (43.8)
Compression Ratio	16.0 : 1	Weight, dry-- kg (lb)	901 (1986)
Engine Type	In-line, 4-Cycle		

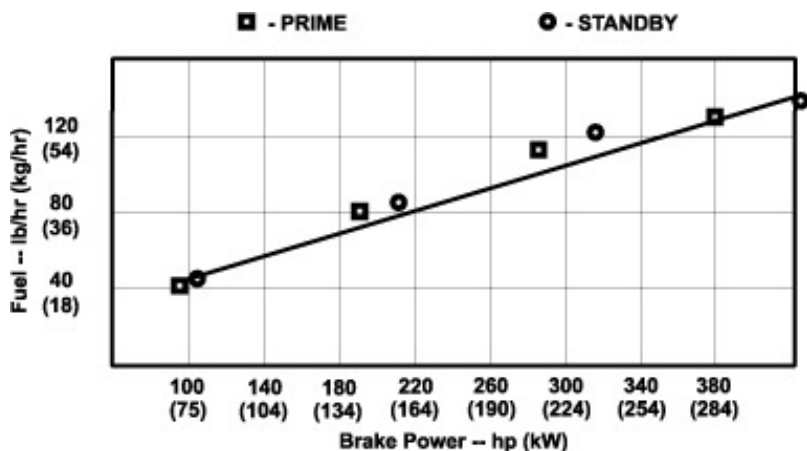
### Performance data

Prime power at 60 Hz (1800 rpm)	207 kW (278 hp)
Standby power at 60 Hz (1800 rpm)	229 kW (307 hp)

The prime power gen-set engine rating is the nominal power an engine is capable of delivering with a variable load for an unlimited number of hours per year with normal maintenance intervals observed. This rating incorporates a 10% overload capability which is available for up to 2 hours at a time. Operating time between 100% and 110% of the prime power rating is not to exceed 8% of the total engine operating time. This rating conforms to ISO 8528-1 "prime power (PRP)". The permissible average power for the prime or PRP rating is not to exceed 70% of rated prime power when calculated per ISO 8528-1.

The standby gen-set engine rating is the nominal engine power available at varying load factors for up to 200 hours per year with normal maintenance intervals observed. No overload capability is available for this rating. This rating conforms to ISO 8528-1 "Emergency Standby Power (ESP)". The permissible average power for the standby or ESP rating is calculated per ISO 8528-1.

## Performance curve



## Performance data

Hz (rpm)	Generator efficiency %	Rated fan power		Power factor	Calculated generator set output			
		kW	hp		Prime		Standby	
					kWe	kVA	kWe	kVA
60 (1800)	90-94	13.7	18.4	0.8	176-184	220-230	194-202	242-253

## Features and benefits

### Fixed Geometry Turbocharger

- Fixed geometry turbochargers are precisely matched to the power level and application

### 4-Valve Cylinder Head

- Provides excellent airflow resulting in better transient response
- U-flow design

### Air-to-Air Aftercooled

- Most efficient method of cooling intake air to help reduce engine emissions while improving transient response time
- Enables an engine to meet emissions with better fuel economy and the lowest installed costs

### High Pressure Common Rail Fuel System

- HPCR: Higher injection pressures, up to 1600 bar (23,500 PSI) variable injection pressure, variable timing control, multiple injections and controls the duration of injection

### Compact Size

- Mounting points for Tier 3/Stage III A engine models same as Tier 2/Stage 2 engine models

### Engine Performance

- New ratings

### John Deere Electronic Controls

- Electronic engine controls monitor critical engine functions, providing warning and/or shutdown to prevent costly repairs and eliminate the need for add-on governing components, all lowering total installed costs.

### Additional Features

- Single-piece low friction piston; directed top-liner cooling; gear-driven auxiliary drive; optional 500-hour oil change; self-adjusting poly-vee fan-drive; optional rear PTO; engine mounted ECU

**John Deere Power Systems**  
3801 W. Ridgeway Ave.  
PO Box 5100  
Waterloo, IA 50704-5100  
Phone: 1-800-533-6446  
Fax: 319.292.5075

**John Deere Power Systems**  
**Usine de Saran**  
La Foulonnerie - B.P. 11.13  
45401 Fleury les Aubrais Cedex  
France  
Phone: 33.2.38.82.61.19  
Fax: 33.2.38.82.60.00

### Preliminary Information

*All values at rated speed and power with standard options unless otherwise noted. Specifications and design subject to change without notice.*